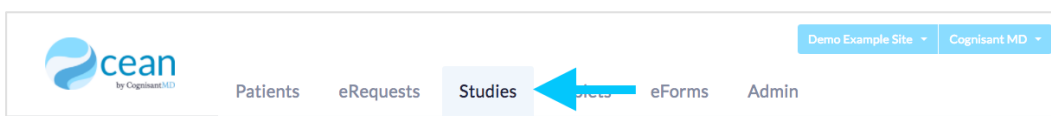


EXPORTING STUDY DATA IN OCEAN

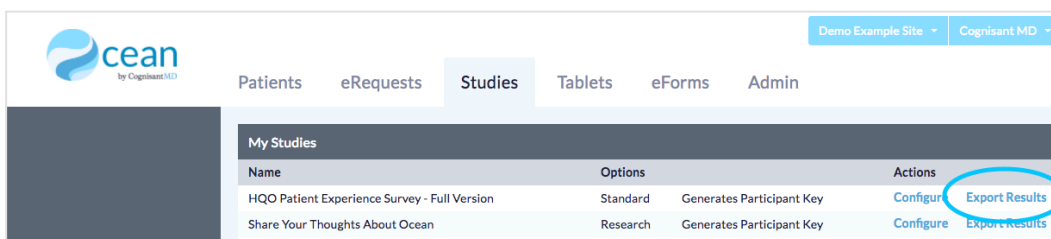
You can download data collected via Ocean Studies at any time using the secure Ocean Portal. Only authorized users at your site can access the data for export. Patient and survey data are always kept secure and private for your sole use.

Accessing data is easy – simply follow the steps below.

STEP 1. Login to the Ocean Portal and Select the Studies Tab

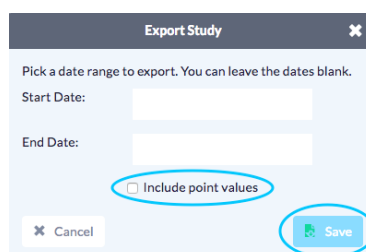
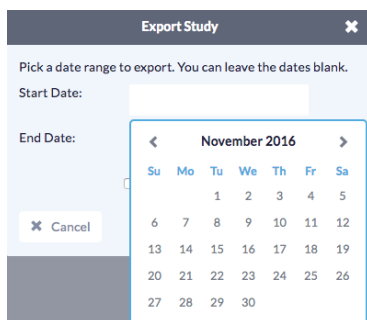


STEP 2: Choose Export Results



STEP 3. Select Dates and Save to Download

- A window will open with a date-picker to allow a limited date-range. If you wish to download all available data, click outside the date-picker to close the calendar view and leave the dates blank.
- If you wish to include numeric scores, check the “Include Point Values” option.
- When you click “Save”, your file download will automatically begin. A csv file (Excel) will now appear in your downloaded files.
- You are now ready to analyze your data.



If you have any questions or need additional support, please contact us at support@cognisantmd.com.



www.CognisantMD.com
Phone 888-864-8655
Email info@cognisantmd.com

Address
3335 Yonge Street Suite 304
Toronto ON, M4N 2M1